


# Adobe® Premiere® Elements 4

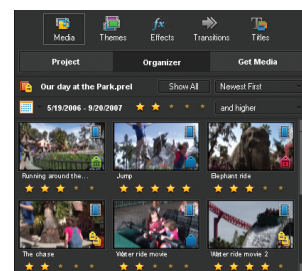
Create fun movies in as little as 15 minutes



Create and share great-looking movies in minutes with Adobe Premiere Elements 4 software. Get started quickly with easy moviemaking options; show your style with amazing audio and video effects; and share your movies on YouTube,<sup>™</sup> your own website, disc, and virtually anywhere else.

## Create your first movie in minutes


- Start quickly with all your media at your fingertips
- Jump-start your editing with Movie Themes
- Make movies with drag-and-drop ease
- Edit and preview in one convenient place
- Get oriented quickly with a clean, easy-to-use workspace



Get started quickly with all your media at your fingertips.

## Show your style with amazing effects

- Animate titles to fit your movie's personality
- Mix and refine your audio and edit to the beat of a favorite song
- Customize your discs with interactive menus
- Easily add dazzling effects to impress your audience
- Create visual interest with eye-catching transitions



Add professional-quality animated transitions and effects.

## Share your movies virtually anywhere

- Share in many ways from one convenient place
- Create dynamic, personalized DVDs and high-definition Blu-ray Discs
- Easily upload your movies to YouTube and your personal website
- Share movies on mobile phones and portable media players



Share movies in multiple ways from one convenient place.

## System requirements

### Windows

- Intel® Pentium® 4 or Intel Celeron® 1.3GHz (or compatible) processor; Pentium 4 3GHz required for HD or Blu-ray
- Microsoft® Windows XP with Service Pack 2 or Windows Vista™
- For Windows XP: 512MB of RAM (1GB required for HD or Blu-ray)
- For Windows Vista: 1GB of RAM (2GB required for HD or Blu-ray)
- 4.5GB of available hard-disk space
- Color monitor with 16-bit color video card
- 1,024x768 monitor resolution at 96dpi or less
- Microsoft DirectX 9 or 10 compatible sound and display driver
- DVD-ROM drive (compatible DVD burner required to burn DVDs; compatible Blu-ray burner required to burn Blu-ray Discs)
- DV/i.LIN K/FireWire/IEEE 1394 interface to connect a Digital 8 or DV camcorder, or a USB2 interface to connect a DV-via-USB-compatible DV camcorder (other video devices supported via the Media Downloader)

### Adobe Premiere Elements supported import/export formats include:

MPEG-1, MPEG-2, MPEG-4, H.264, DV, AVI, Windows Media® QuickTime, JVC Everio MOD (import only), 3GP, ASF (import only), WAV, WMA (import only), Dolby® Digital Stereo, PSD (import only), JPEG, PNG (import only), DVD, Blu-ray Disc (export only)

Import/export of some formats, including DVD, Blu-ray, MPEG2, MPEG-4, H.264, and Dolby Digital Stereo, may require activation via an Internet connection. Activation is fast, easy, and free. Import/export of .3GP, .3GP2, and .MPEG4 requires QuickTime software.

### For more information

For more details about Adobe Premiere Elements 4, visit [www.adobe.com/premiereel](http://www.adobe.com/premiereel).



Adobe

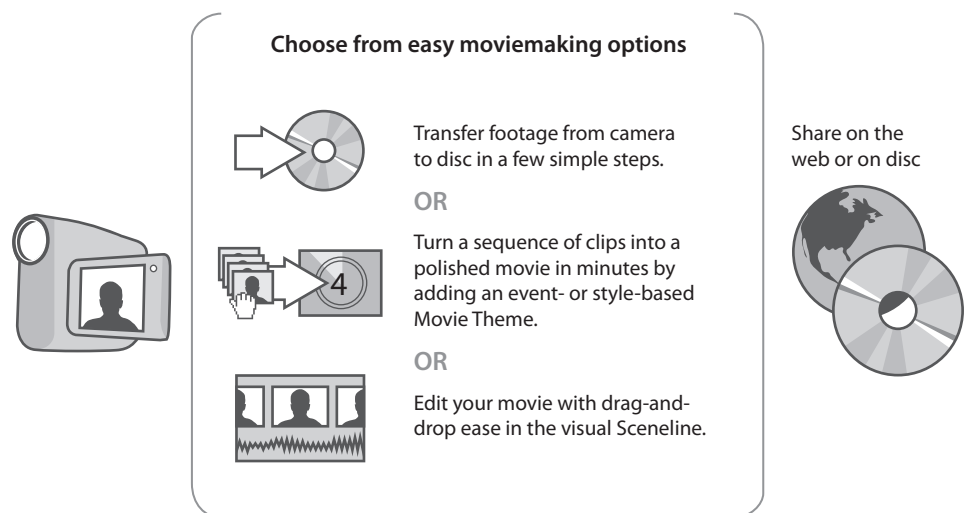
Adobe Systems Incorporated  
345 Park Avenue  
San Jose, CA 95110-2704  
USA  
[www.adobe.com](http://www.adobe.com)

## Create your first movie in minutes

- Find what you need faster using the same Organizer that's included with Adobe Photoshop® Elements software. Visually tag video clips and photos to categorize by people, places, or events. Then you can view, search, and sort your assets in a variety of ways—including by filename, tag, date, and time—and quickly start making your movie.
  - Turn a sequence of scenes into a polished movie in just a few clicks! Choose from event-based themes like Wedding and Birthday or style-based themes such as Silent Film and Music Video. Adobe Premiere Elements automatically applies coordinated transitions, music, and professionally designed layouts for titles, credits, and disc menus. Apply themes to entire projects or just the portions you specify.
  - Create your story faster in the Sceneline, an easier alternative to the more traditional video-editing Timeline, where you can make a movie by simply dragging and dropping thumbnails of your clips, transitions, and effects. Practical new options, like the ability to copy and paste thumbnails, make the Sceneline even easier to use.
- ### Show your style with amazing effects
- Choose from a set of world-class Adobe fonts designed to look great on video, and customize them with shadows, glows, and other effects. Then animate your titles to make them bounce, spin, or zoom across your scenes.
- Add in background music and sound effects with the new Audio Mixer, which lets you easily adjust relative volumes. And create slideshows and movies that move to the music by letting the software detect the tempo of your soundtrack and sync the beginning and end of each scene with the beats.
  - Easily personalize your menus! Start with professionally designed menu templates, and then type in text and drag and drop to add your own video clips, images, and audio.

## Share your movies virtually anywhere

- See all of your sharing options in one convenient location, the new Sharing Center. Follow easy steps for creating your movie once and then sharing it in multiple ways, including on disc, the web, and mobile devices.
- Add a custom, interactive menu and scene index, and then share your movie on a single- or dual-layer DVD or high-definition Blu-ray Disc that's optimized for best results.
- Broadcast far and wide by uploading your movies directly to YouTube or your personal sharing page. Adobe Premiere Elements 4 takes care of optimizing and formatting for the specific destination so your movies always look great.



Adobe, the Adobe logo, Adobe Premiere, and Photoshop are either registered trademarks or trademarks of Adobe Systems Incorporated in the United States and/or other countries. FireWire is a trademark of Apple Inc., registered in the U.S. and other countries. Dolby is a trademark of Dolby Laboratories. YouTube is a trademark of Google Inc. Intel, Celeron, and Pentium are trademarks or registered trademarks of Intel Corporation or its subsidiaries in the United States and other countries. Microsoft, Windows, Windows Media, and Windows Vista are either registered trademarks or trademarks of Microsoft Corporation in the United States and/or other countries. All other trademarks are the property of their respective owners.

© 2007 Adobe Systems Incorporated. All rights reserved. Printed in the USA.  
95009038 7/07