



ez-HSV+

HDMI to SDI CONVERTER WITH DISPLAY

Now you can monitor HDMI video with ez-HSV+. Features you can check are audio bar, incoming resolution and scaled out resolution. The ez-HSV+ comes with the capability to embed external audio as well to give you a more convenient way to plan your production scheme.



24/7 Video Monitoring



Through the 2.7 inch TFT LCD screen, you can monitor the incoming video and in/output source resolution.

Audio Level Meter




You can also check the sound through the audio level meter on the screen. No more worries with audio!

Low Power Consumption



The Maximum power consumption of ez-HSV+ is less than 3 watts. Acceptable voltage ranges from 5v ~ 18v giving the user more flexibility in connecting power. You can also use a power bank to use this converter.

Wall mountable



ez-HSV+ comes with wall mounting brackets for installation. If you do not need these brackets, you can simply attach the brackets to the converter for later use.

Data Input

- Analog Audio Input: Stereo Jack x1
- HDMI Video Input: SD/HD/3G (HDMI Type A) x1
- Video Formats:
 - 720x480i@59.94/60
 - 720x576i@50
 - 1280x720p@50/59.94/60
 - 1920x1080i@50/59.94/60
 - 1920x1080p@23.94/24/25/29.97/30
 - 1920x1080p@50/59.94/60

Data Output

- SDI Video Output: SD/HD/3G-SDI (BNC 75 Ω) x1
- Video Formats:
 - 720x480i@59.94 (DIP SW : 1111)
 - 720x576i@50 (DIP SW : 0111)
 - 1280x720p@50 (DIP SW : 1011)
 - 1280x720p@59.94 (DIP SW : 0011)
 - 1280x720p@60 (DIP SW : 1101)
 - 1920x1080i@50 (DIP SW : 0101)
 - 1920x1080i@59.94 (DIP SW : 1001)
 - 1920x1080i@60 (DIP SW : 0001)
 - 1920x1080p@23.98 (DIP SW : 1110)
 - 1920x1080p@24 (DIP SW : 0110)
 - 1920x1080p@25 (DIP SW : 1010)
 - 1920x1080p@29.97 (DIP SW : 0010)
 - 1920x1080p@30 (DIP SW : 1100)
 - 1920x1080p@50 (DIP SW : 0100)
 - 1920x1080p@59.94 (DIP SW : 1000)
 - 1920x1080p@60 (DIP SW : 0000)

Connections

- Power : DC Power Input (DC Jack) x1
- DIP Switch : (6 Pole) x1
- Video In/Out Resolution, Video Output Ratio, Audio(INT. or EXT.)
- MODE : (Push Switch) x1
- LCD ON/OFF, Menu Selection

Display

- 2.7 inch TFT LCD : Input Video Display, In/Output Video Resolution Display, Input Audio Level Meter Display

Electrical

- Power Input: DC +5V to +18V
- Power Consumption: 4W(max.)
- Operation Temperature: 0~45 $^{\circ}$ C

Physical

- Dimension: 86.3x57.2x26.6 mm (include connector)
- Weight: 0.3 kg (0.66 lbs)