



Roland V-1HD

Unique Selling points

- Supports full HD 1080p
- Compact
- Built-in audio mixer
- Durable construction
- All-in-one I/O and Control



Targets

Multi camera switching

- Live Performance & Sports



Multi PC switching

- Meetings



Camera and PC switching

- Training & Presentations



Effects, PCs and Cameras

- Visual performance

Portable or Installation

Targets are really vary


External Appearance(Top Panel)

A/B or PGM-PST
switching



Brushed aluminum panel
for durable construction

External Appearance(Rear Panel/Side Panel)



Steel case for durable construction and stable operation

No scalers

PC Control

Release Time

PIDD- Nov.16 2015

For sale- Dec. 2015



Specifications

Video

- Input

 - HDMI x 4

- Output

 - HDMI x 2 (PGM x 1 / PREVIEW x 1)

- Processing

 - YUV 4:2:2 / 8bit

 - Progressive processing

 - No scalers

- Effects

 - Transition, filter effects, compositing effects

Audio

- Input

 - HDMI x 4

 - RCA stereo x 1

 - Mic x 1

- Output

 - HDMI x 2

 - RCA stereo x 1

- Effects

 - Audio mixer

Supported Formats

Selectable formats

- Use FORMAT switch to set the input/output format
- Both progressive and interlace signals can be input allowing for both 1080i and 1080p signals to be used at the same time.

Do note that it is not a traditional Roland “Multi-Format” device

[Mechanism]

The EDID data of the selected format will be transmitted from the HDMI input connector to the video source.



[FORMAT] switch	Inputtable formats	Output format
1080p	1080p, 1080i	1080p
1080i	1080p, 1080i	1080i
720p	720p	720p

**Video cameras and PC can be used at same time
(but since it does not support RGB, if PC is main or
need clear image, then V-40HD is better)**

Switching

Many visual performance functions made popular by the V-4 series are included

- A bus/B bus switching mode and PGM/PST switching mode
- TRANSFORMER switches
- Output fade function
- BPM sync function
- Auto-scan function



Make Settings

From the unit

- Hold the SETUP button for 2 seconds to display the SETUP menu
- Use the T-fader and the TRANSFORMER buttons to change settings
- Video-switching cannot be performed while a menu is displayed



From the PC

- V-1HD RCS dedicated software will be available



Transition

- A switcher at this price usually does not have transition effects function
- Supported transition effects include MIX, CUT and WIPE



Transition-MIX

Transition Effects List

MIX



Effect	Explanation
MIX	As the original picture gradually disappears, the next video is overlaid and progressively grows more visible.
FAM	Video transitions are made with the luminance levels of the two video streams maintained unchanged. * This is an abbreviation of "full additive mix."
NAM	The two video streams are compared, and transitions are made with display during transition starting with levels of high luminance. * This is an abbreviation of "non-additive mix."
MOSAIC	Transitions are made with mosaic pixelation.

A great feature to explain, it shows our professional support

Transition-WIPE

30 Wipe Patterns included

WIPE

The original video is broken into by the next video.

Normal							
H-DOWN	H-UP	V-RIGHT	V-LEFT	V-IN	V-OUT	H-IN	H-OUT
R-DOWN	L-DOWN	R-UP	L-UP	BLOCK	V-GRID	H-GRID	
Soft Edge							
H-DOWN/s	H-UP/s	V-RIGHT/s	V-LEFT/s	V-IN/s	V-OUT/s	H-IN/s	H-OUT/s
R-DOWN/s	L-DOWN/s	R-UP/s	L-UP/s	BLOCK/s	V-GRID/s	H-GRID/s	

TRANSFORMER Buttons

- When the buttons set to TRANSFORM mode, the video is switched to the video for the bus position of the pressed button until you release the button.
- The buttons can also perform other operations.



←	Pressing a button switches the video to the video for the bus position of the pressed button. (*2)
← →	Each press of a button switches the bus A and bus B video. (*2)
WHITE	A white picture is output until the button is released.
BLACK	A black picture is output until the button is released.
BPM SYNC	The [BPM SYNC] button is selected until the pressed button is released.
WIPE	The [WIPE] button is selected until the pressed button is released.
MIX	The [MIX] button is selected until the pressed button is released.
CUT	The [CUT] button is selected until the pressed button is released.
EFFECTS	The effect for the bus position of the pressed button is turned on until you release the button.

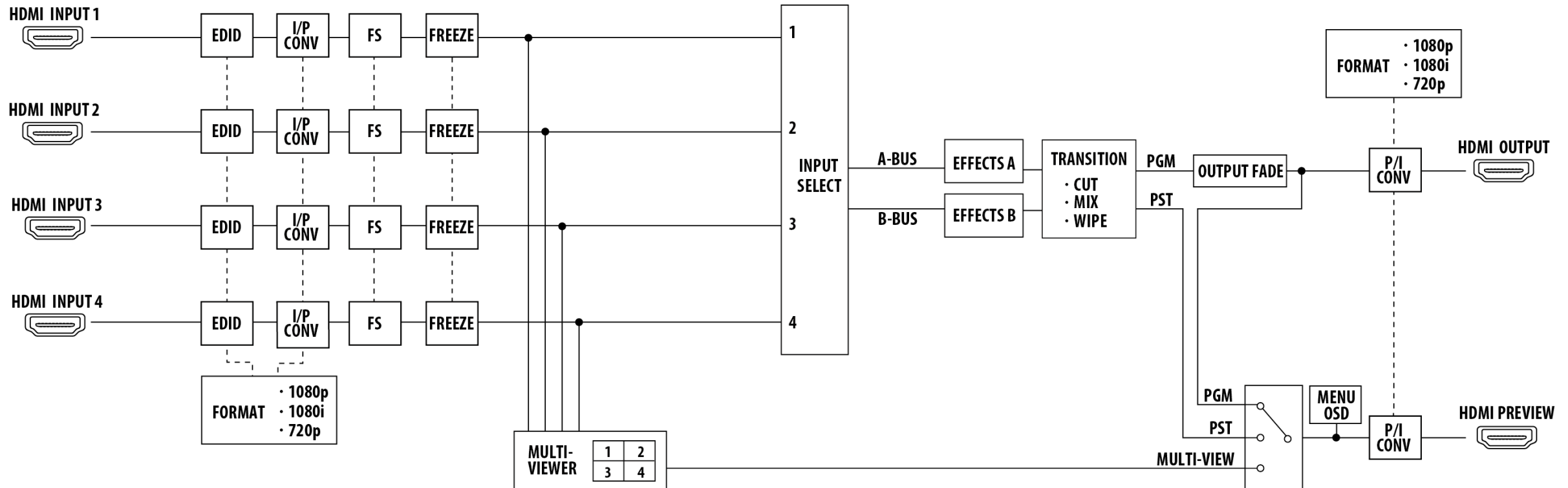
Compositing Effects and Filter Effects

- Set filter effects separately for the video on bus A and bus B using EFFECTS ON A button and EFFECTS ON B button
- Compositing effects can be set by either of the EFFECTS ON buttons
- Press the EFFECTS ON A or B button to turn on the effect and adjust the degree of effect applied using the EFFECTS knobs



**Great features to explain
to new users**

Video Block Diagram



Audio

- Audio Inputs

HDMI / RCA stereo / Mic in

Supports plug-in-power microphones

- Built-in Audio Mixer

HPF (Only Mic in)

EQ: 3Band PEQ

GATE / COMP (Only Mic in)

DELAY : up to 500.0msec

MASTERING

REVERB

- Phones Out



Plug-in-power Microphones



Audio-Technica AT9920




Audio-Technica AT9900

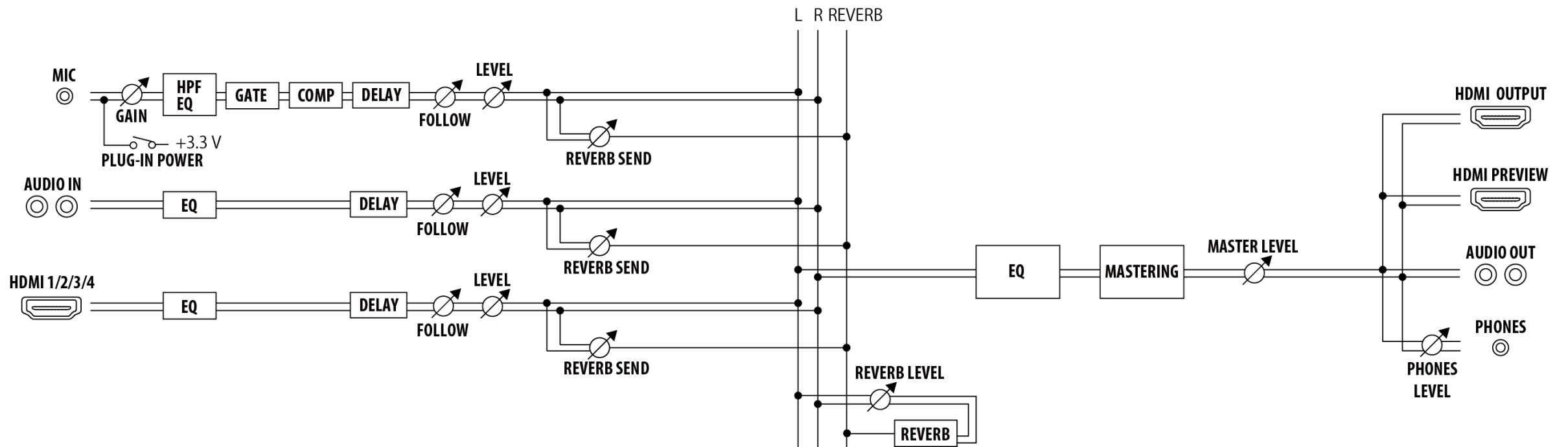


SONY ECM-C155

Make Audio Settings on the Panel

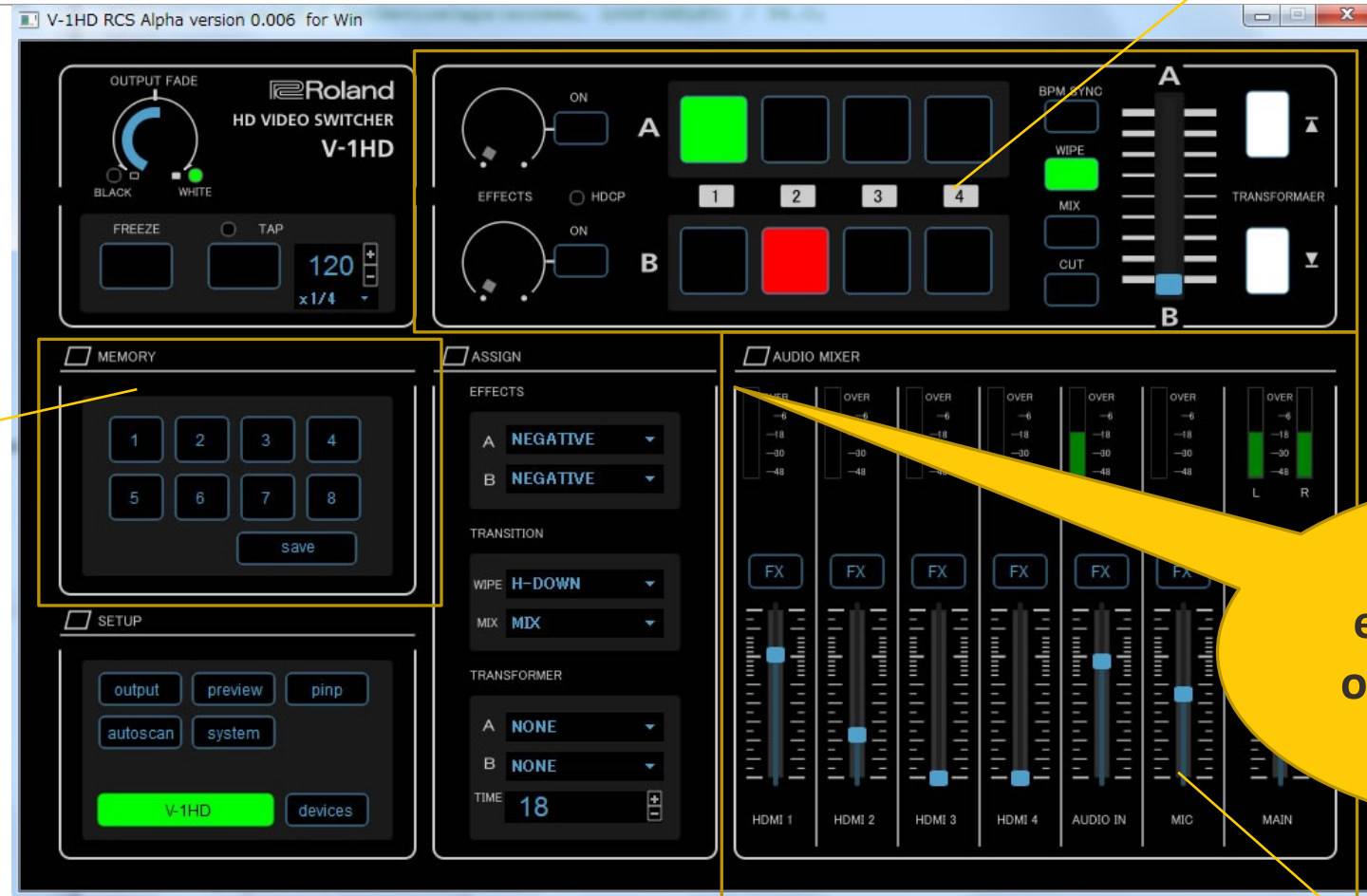


Audio Block Diagram



PC Remote Control

Exactly the same interface with the top panel



Call up the desired memory instantly

Powerful RCS, extends the all-in-one features of the V1-HD

Make detailed audio settings

V-1HD vs V-40HD

- Price

V-1HD is much more affordable

- Format

V-40HD can process WXUGA signals

- Number of scalars

When there are more than three PC for inputs, the 40-HD is more cost-effective

V-1HD + VC-1-SC×3= \$4,000

- External Control

V-40HD has a RS-232C connector and a TALLY connector

→ Sell separately to different targets

- V-1HD:

Systems that all video signals are from video cameras

- V-40HD

Applications with PC is mainly used such as a seminar webcast
Systems composed of both HDMI and RGB signals



V-1HD vs V-4EX

- Price

V-1HD is more affordable

- Format

V-4EX has four composite ports

Features

V-4EX USB Video Class output

V-4EX has built-in multi-view

USB Video Class to support streaming

- V-4EX will still be on sale for a while



vs: Blackmagic ATEM Television Studio

- The V-1HD does not need an external control panel so it is easy to install
- The V-1HD supports 1080p
- The V-1HD has Picture-in-Picture function



Size Comparison



Value Proposition: Production Companies

Support full HD 1080p

- recording
- YouTube HD videos

Stand-alone (I/O and control all in one)

- Unlike competitive switchers, the V-1HD does not require a control panel or a PC to make all settings
- The audio settings is made easy by the RCS

Additional control by RCS

- Addition settings and conThe audio settings is made easy by the RCS

1080i/1080p can be input at the same time

- Both the videos from a PC and a video camera can be shown on the same screen

Preview out

- Non-drop frame

Audio

- Supporting line level input makes embedded audio not necessary

Value Proposition: Live Events

Full HD

- Can be connected to a LED screen
- Supports PC inputs

HDCP supported

Operation

- The panel is very easy-to-use
- The switching speed is fast

No scalers

- There are no scalers so the delay is very small

Audio

- De-embed function makes it easy to send the audio signals from the video sources to a PA system
- The built-in simple audio mixer enables the operator to mix audio from a PA system and live sound, for example applause of the audience, together. This is useful for video recording.

Size

- Even if there is not enough space on the table, the V-1HD can be easily installed

Value Proposition: Visual Performance

Price

More affordable than other HD switchers

HD

V-4 operating style

- The durability of the T-fader is very high
- TRANSFORMAER buttons enable intense

operations

Filter effects

- Various filter effects broaden the possibility of the video materials

Size

- Although the AC adaptor takes up space, the size of the unit itself is so small that you can carry it with a shoulder bag.

Comparison with Roland switchers

	V-1HD	V-4EX	V-40HD
Price	930 EUR excl. VAT	1490 EUR excl. VAT	3360 EUR excl. VAT
Format	1080p / 1080i / 720p	576p	1080p / 1080i / 720p XGA ~ WUXGA
Input	HDMI RCA / Mic	HDMI / Composite / RGB, RCA	HDMI / Composite / RGB, TRS
Output	HDMI RCA / Phone	HDMI / Composite / RGB	HDMI / Composite / RGB
Scaler	-	Only input 4	All channels
Preview Out	Non-drop frame	Non-drop frame SD	Drop frame
DSK	-	-	Yes

Video camera main application

**Computer main application
PPT/Keynote presentation etc..**